



Vocal fundamental and formant frequencies affect perceptions of speaker cooperativeness

Kristen K. Knowles¹  and Anthony C. Little² 

¹School of Social and Political Science, University of Edinburgh, Edinburgh, UK

²School of Natural Sciences, University of Stirling, Stirling, UK

(Received 24 July 2014; accepted 2 September 2015; first published online 24 November 2015)

In recent years, the perception of social traits in faces and voices has received much attention. Facial and vocal masculinity are linked to perceptions of trustworthiness; however, while feminine faces are generally considered to be trustworthy, vocal trustworthiness is associated with masculinized vocal features. Vocal traits such as pitch and formants have previously been associated with perceived social traits such as trustworthiness and dominance, but the link between these measurements and perceptions of cooperativeness have yet to be examined. In Experiment 1, cooperativeness ratings of male and female voices were examined against four vocal measurements: fundamental frequency (F_0), pitch variation (F_0 -SD), formant dispersion (D_f), and formant position (P_f). Feminine pitch traits (F_0 and F_0 -SD) and masculine formant traits (D_f and P_f) were associated with higher cooperativeness ratings. In Experiment 2, manipulated voices with feminized F_0 were found to be more cooperative than voices with masculinized F_0 among both male and female speakers, confirming our results from Experiment 1. Feminine pitch qualities may indicate an individual who is friendly and non-threatening, while masculine formant qualities may reflect an individual that is socially dominant or prestigious, and the perception of these associated traits may influence the perceived cooperativeness of the speakers.

Keywords: Voice pitch; Formant frequencies; Cooperation; Prosociality.

Previous research has shown that a variety of personality attributions are made based on facial appearance, including trustworthiness, competence, aggressiveness and dominance (Little, Roberts, Jones, & Debruine, 2012; Oosterhof & Todorov, 2008; Todorov, Pakrashi, & Oosterhof, 2009; Todorov, Said, Engell, & Oosterhof, 2008). Furthermore, these attributions are linked to morphological aspects of facial appearance. Prosocial traits tend to be associated with faces that are feminine and babyish, while negative and antisocial traits are associated with masculine, mature faces (Montepare &

Zebrowitz, 1998; Oosterhof & Todorov, 2008; Perrett et al., 1998).

Similarly, voices also elicit personality attributions. Voice pitch (F_0) influences the perception of personality traits such as truthfulness, persuasiveness, nervousness, and friendliness (Apple, Streeter, & Krauss, 1979; Kramer, 1977). More recently, voice pitch has been associated with perceptions of trustworthiness (Klofstad, Anderson, & Peters, 2012; Tigue et al., 2012) and sexual infidelity (O'Connor, Re, & Feinberg, 2011). Voice pitch is sexually dimorphic in humans, and lower pitch in men is commonly associated with

Correspondence should be addressed to Kristen K. Knowles, School of Social and Political Science, University of Edinburgh, 15a George Square, Edinburgh EH8 9LD, UK. E-mail: kristen.knowles@ed.ac.uk

masculinity and attractiveness (Feinberg, 2008). As with masculine facial traits, masculine vocal traits are also associated with negative traits, such as physical dominance and threat potential (Puts, Apicella, Cárdenas, & Cardenas, 2012; Wolff & Puts, 2010). However, whether feminine voices or masculine voices are associated with prosocial personality traits remains somewhat unclear. While feminine faces are generally found to be more trustworthy than masculine faces, a number of studies have shown that masculine voices are more trustworthy than feminine voices (Apple et al., 1979; Klofstad et al., 2012; Oosterhof & Todorov, 2008; Tigue et al., 2012; Todorov, Baron, & Oosterhof, 2008). This seemingly contradictory pattern of results suggests that further examination of the factors influencing perceptions of vocal prosociality is warranted.

Trustworthiness

Voice pitch has been associated with perceptions of trustworthiness. Voices with low F_0 are considered more truthful and trustworthy than voices with high F_0 , in both male and female voices (Apple et al., 1979; Klofstad et al., 2012; Tigue et al., 2012). Masculine (i.e. low-pitch) voices are considered attractive in men, and feminine (i.e. high-pitch) voices are considered attractive in women (Feinberg, 2008; Feinberg, Jones, DeBruine, et al., 2005). Attractiveness is often associated with positive personality attributions via a “halo” effect (Eagly, Ashmore, Makhijani, & Longo, 1991; Zuckerman, Miyake, & Elkin, 1995). The halo effect may explain why low-pitched male voices are considered trustworthy (Klofstad et al., 2012; Tigue et al., 2012); however, masculinized pitch also makes men seem likely to engage in sexual infidelity (O'Connor et al., 2011), which is not in line with a straightforward halo effect.

These seemingly paradoxical findings suggest that perceptions of prosociality may have a more complex link with vocal masculinity. Additionally, Tigue et al. (2012) found that lower-pitched voices were considered more trustworthy than their higher-pitched counterparts in voices of both sexes, suggesting that trustworthiness may

not be exclusively related to vocal attractiveness, at least among female speakers. Rather, there may be a generalized effect of vocal masculinity being considered trustworthy in voices of both men and women. Additionally, Klofstad et al. (2012), Tigue et al. (2012) and O'Connor et al. (2011) each used manipulated versions of stimuli (raised and lowered F_0). Because listeners chose between very masculine and very feminine male voices, as opposed to measuring impressions based on normal variation in a naturalistic sample, this may have led to choosing masculine voices because the feminized voices sounded too high-pitched in direct comparison with masculinized voices. Furthermore, these studies did not examine acoustic traits other than F_0 .

F_0 variation is another vocal attribute that may affect the perception of prosociality. In contrast to jitter or F_0 tremor, which are perceived as voice roughness, F_0 variation is captured by measuring the standard deviation in voice pitch throughout an utterance. As such, the pitch variation (F_0 -SD) captures the amount of within-utterance variation in pitch, and low values of F_0 -SD are perceived as monotony. A high variation in F_0 (F_0 -SD) is considered a pleasant vocal attribute (Apple et al., 1979; Scherer, 1974), and its presence in both play behaviour in non-human primates and in human child-directed speech suggests that it may be used as a signal of affiliation (Goedeking, 1988; Trainor, Austin, & Desjardins, 2000). Variation in F_0 may, then, also be related to perceptions of prosociality. Formant measures (formant dispersion, D_f and formant position, P_f) may also influence listeners' attributions of prosociality, due to their relationships with dominance and intrasexual competition (Puts et al., 2012; Puts, Hodges-Simeon, Cárdenas, Gaulin, & Hodges, 2007).

Dominance

The link between low voice pitch and trustworthiness is a surprising one, given the association between masculinity, anti-social behaviour, and dominance (Mazur & Booth, 1998). Masculine-sounding male voices are considered to be cues to

dominance, which could aid intra-sexual competition (Puts et al., 2012, 2007; Wolff & Puts, 2010), and low F_0 is associated with dominance both cross-culturally in humans and within non-human species (Morton, 1977; Ohala, 1983, 1984). Thus, speakers who wish to sound submissive may affect higher-pitched vocalizations, with the goal of sounding small and nonthreatening (Ohala, 1984). Low F_0 , D_f and P_f are related to body size, and it has been suggested that these traits serve as cues to threat potential (Feinberg, Jones, Little, Burt, & Perrett, 2005; Puts et al., 2012, 2007). Speakers with naturally higher measurements of these vocal traits may be perceived as submissive, which could give listeners impression of being naturally more prosocial and cooperative.

A high F_0 may be related to increased perceptions of submissiveness because nervousness (such as that brought about by lying or fear) has an impact on vocal fold tension. An autonomic nervous response via vagus nerve stimulation tightens the vocal folds, which increases F_0 (Charous, Kempster, Manders, & Ristanovic, 2001). F_0 variation may also be influenced by emotional arousal, and may reveal emotional traits of the speaker, such as whether they feel confident or threatened (Banse & Scherer, 1996; Hodges-Simeon, Gaulin, & Puts, 2011); a low F_0 variation has been suggested as a means of intimidation (Hodges-Simeon, Gaulin, & Puts, 2010).

Because low F_0 and F_0 -SD are related to threat potential and intimidation, and because high measures of these traits may be related to nervousness and fear, individuals with naturally higher pitch and pitch variation may, accordingly, be perceived as submissive, which in turn could positively influence perceptions of prosociality. Low measures of these traits may negatively influence ratings of cooperativeness, as dominant individuals may use threat or physical strength to get their way, while cooperation requires working in tandem to a common, mutually beneficial end. Thus, voices that sound masculine and dominant may be considered attractive, or even trustworthy, but an inverse relationship between masculinity and cooperativeness may be expected because masculine individuals may behave in a more selfish way or

be less likely to acquiesce to the needs of others (Booth & Osgood, 1993; Dabbs & Morris, 1990).

Listeners' own dominance may additionally influence the way they attribute prosociality to others. Watkins, Jones, and DeBruine's (2010) finding that dominant men are less sensitive to facial dominance cues in other men lends support to the idea that social trait attribution may be modulated in part by the individual differences of the listeners. This is also supported by research showing that taller (i.e. more dominant) men are less sensitive to dominance cues in masculinized faces and voices than shorter men (Watkins, Fraccaro, et al., 2010); however, this study also found that height was not associated with self-rated dominance, nor was self-rated dominance associated with dominance attributions in faces and voices. A possible explanation for the differing results presented in the two aforementioned studies may be in the way dominance was measured. Watkins, Jones, et al. (2010) measured dominance as a personality trait using an 11-item questionnaire (Goldberg, 1999), while Watkins, Fraccaro, et al. (2010) utilized a single scaled question about the participants' dominance, which may be more reflective of the participants' conceptions of their own physical dominance rather than capturing dominant personality characteristics. Research by Wolff and Puts (2010) did not find that self-rated physical dominance, physical aggressiveness, or morphometric measures of strength predicted dominance attributions of others; however, the measures taken by these researchers focus on traits that reflect physical formidability rather than dominant personality traits such as those measured by Watkins, Jones, et al. (2010). It may thus be reasonable to suspect that individual differences in dominance as a personality characteristic may interact with the way social traits are perceived in the others.

The present research

In the present study, we examined ratings of cooperativeness for male and female voices based on a naturalistic sample (Experiment 1). Here, we examined measurements of pitch (F_0) and pitch

variation (F_0 -SD), as well as two measures of formants (formant dispersion, D_f and formant position, P_f). In Experiment 2, we examined the effect of manipulated F_0 on ratings of cooperativeness. In both Experiment 1 and Experiment 2, we additionally measured the dominance of the subjects who rated the stimuli, in order to determine whether this factor affected how cooperative they found the voices of others.

EXPERIMENT 1

Method

Stimuli

Stimulus donors were 16 men (ages 18–30, mean age 20.4 years, $SD=2.73$) and 16 women (ages 18–23, mean age 19.4 years, $SD=1.46$). All were undergraduate psychology students at the University of Stirling. Recordings were obtained using an Audio-Technica AT-4041 microphone with a cardioid pickup pattern, at a distance of approximately 65 cm using a preamp (M-Audio Audiobuddy). Audio was recorded directly to hard disk as .wma files using Windows Movie Maker v.2.1.4027.0 (Microsoft Inc., 2004), with a 48kHz sampling rate and 16-bit quantization. The room was quiet and partially soundproofed with 1.5"-thick sound-dampening foam. Participants were recorded while reading a scripted text. This text was selected because of its neutrality of content (see Cowan & Little, 2013). For the purposes of this experiment, 5 seconds of speech was extracted from this scripted recording: "October frequently brings the first frost of the season over the greater part of the UK." Extraction was completed using Audacity Team (2012). We excluded participants whose first language was not English, and those who exhibited difficulties reading from a script (e.g. omitting words, stuttering, long pauses, or repeating words). Additionally, participants over the age of 30 were excluded from our stimulus set so that perceived age would not play a role in participants' ratings (Linville & Fisher, 1985; Mulac & Giles, 1996).

For analysis and playback, audio files were converted to single-channel .mp3 at 320kbps/48kHz using Switch v.2.04. All voice measurements were obtained using Praat v.5.3.03 (Boersma & Weenink, 2013). F_0 was measured using Praat's autocorrelation algorithm. Pitch was searched for 65–300Hz for male voices, and 100–600Hz for female voices, according to the manufacturer's recommendations (Boersma & Weenink, 2013). Measurements of the first four formants were taken (F_1 - F_4) using Linear Predictive Coding with the BURG algorithm, using 10 poles and pre-emphasis. Maximum frequencies were set at 5500Hz for female voices and 5000Hz for male voices—again per manufacturer recommendations. These formant measures were used to calculate both formant dispersion (D_f see Fitch, 1997), which is the average distance between the four formants in Hz, and formant position (P_f see Puts et al., 2012), which is obtained by assigning each formant a z-score and taking the mean of these four standardized measures. F_0 -SD (the within-utterance standard deviation of F_0) was also recorded. All measurements were obtained using voiced segments of speech only. These four measurements were chosen in order to capture vocal masculinity, due to the sexual dimorphism exhibited by each of these measures. Additionally, these four measures have all been related to attributions of social traits in previous studies.

Subjects

Participants ($N=79$) were psychology undergraduates at the University of Stirling: females ($n=57$) were aged 18–35 ($M=19.56$ years, $SD=2.8$); males ($n=22$) were aged 18–30 ($M=19.95$ years, $SD=2.5$ years). All took part in the study to fulfil a course requirement. All phases of this experiment were approved by the University of Stirling Ethics Committee.

Procedure

Following Havlicek, Roberts, and Flegr (2005) and Watkins, Jones, et al. (2010), participants completed the 11-item dominance subscale of the IPIP (Goldberg, 1999, *ipip.ori.org*), resulting in a range of scores from 18 to 43, with a mean score

of 31.9 ($SD = 5.2$). This questionnaire was administered prior to stimuli exposure. Male and female voices were presented in separate blocks and randomized within each block. Participants were asked to rate the voices for how cooperative they thought the person sounded. For the purposes of this study, we defined cooperativeness as

a measure of how likely you think a person might be to work with you towards a mutually beneficial goal—e.g. writing a presentation or contributing to group work. In these situations, cooperative people will do their fair share of the work required. A person who is uncooperative is not likely to contribute their fair share of work or resources, but will still enjoy the rewards of effort provided by others.

This definition stresses mutual benefit cooperation and highlights the possible existence of defectors/free-riders. Voices were rated on a 7-point Likert scale, with 1 indicating low cooperativeness and 7 indicating high cooperativeness.

Data treatment

For ANOVA analyses, the 16 voice stimuli for each sex were placed into high- or low- F_0 groups (separated into two quantiles of the 8 highest and 8 lowest F_0 in the sample). This median split was performed in order to maximize statistical power due to the low number of voices sampled ($N = 16$ for each sex) and to make the results more comparable to experiments that use manipulated stimuli. This same method was used to create high and low quantiles based on the other traits measured (F_0 -SD, D_f , P_f). Voices that fell into one high group did not necessarily fall into high groups on the basis of other measurements—for example, voices with high F_0 were not entirely the same as voices with high D_f etc. While this method of collapsing the data into two separate groups is not without its disadvantages, similar methods have been usefully applied by previous researchers to examine differences between groups based on high and low measurements of other traits (e.g. Cowan & Little, 2013; Little, Burt, Penton-Voak, & Perrett, 2001; Penton-Voak & Chen, 2004; Penton-Voak et al., 2003; Stanton, Liening, & Schultheiss, 2011). Linear mixed effects models were performed in R (R Core

Team, 2014), with the *lmerTest* package (Kuznetsova, Brockhoff, & Christensen, 2014).

Results

For tests using the stimulus as the unit of analysis, mean cooperativeness ratings were calculated by averaging the ratings of all listeners. Mean ratings were also calculated separately for male and female listeners in order to determine whether male and female listeners use different cues for perceiving cooperativeness. For tests using the listener as the unit of analysis, we calculated each participant's mean cooperativeness rating given to all stimuli, and also calculated separate mean ratings of male and female voices. Additionally, we calculated the rating given by each participant to high- F_0 and low- F_0 voices separately; the same method was used to calculate ratings based on high/low F_0 -SD, D_f and P_f .

The mean acoustic measurements of all parameters are similar to the averages of those examined in previous research, barring mean female voice F_0 , which is lower than the population-level average. While the minimum and mean F_0 are lower, the upper limit is on par with those measured by other researchers (e.g. Feinberg, DeBruine, Jones, & Perrett, 2008; Puts et al., 2012), which indicates that we have simply captured a wider range of female F_0 , and not an unrepresentative sample. Based on the types of analyses we use, there are no reasons to suspect that these lower-than-average female voices should elicit a pattern of results that would differ in directionality from a more restricted stimulus set, as we have captured a wider range of F_0 than is typically utilized.

Vocal measurements & cooperativeness ratings

All four vocal measurements obtained (F_0 , F_0 -SD, D_f , P_f) were sexually dimorphic, with all measures significantly lower for male voices than for female voices (independent-samples t -tests; all $t > 5.24$, all $p < .001$) (see Table 1). None of the vocal measurements obtained revealed significant correlations with cooperativeness ratings (Table 2); however, many of the correlation coefficients are notable: F_0 was positively but non-significantly

Table 1. Sexual dimorphism of male and female voice measurements in Experiment 1

Measure	Male voices		Female voices		t(30)	95% CI	
	Mean	SD	Mean	SD		LL	UL
F_0	115.87Hz	18.24Hz	194.44Hz	35.83Hz	-7.82***	-99.11	-58.05
F_0 -SD	15.58Hz	7.11Hz	37.10Hz	14.80Hz	-5.24***	-30.04	-12.99
F_1	495.46Hz	27.42Hz	526.67Hz	59.03Hz	-1.92	-65.04	2.60
F_2	1618.65Hz	54.61Hz	1782.13Hz	90.69Hz	-6.18***	-218.03	-108.93
F_3	2567.47Hz	80.98Hz	2766.90Hz	107.58Hz	-5.92***	-268.17	-130.67
F_4	3547.47Hz	88.23Hz	3806.84Hz	97.93Hz	-7.87***	-326.67	-192.08
D_f	763.00Hz	22.18Hz	820.04Hz	27.01Hz	-6.53***	-74.88	-39.20
P_f	-0.648	0.401	0.648	0.674	-6.61***	-1.70	-0.90

Note: Means, standard deviations, and t -values (independent-samples t -tests) are reported. Degrees of freedom for $t = 30$ in all cases barring F_0 -SD ($df = 21.577$), F_1 ($df = 21.184$), and F_2 ($df = 24.613$). These cases did not pass Levene's test for equality of variance, and thus we report corrected confidence intervals.

*** $p < .001$.

Table 2. Correlated vocal measurements and cooperativeness ratings in Experiment 1

Measure	Male voices		Female voices	
	Rated by men (r)	Rated by women (r)	Rated by men (r)	Rated by women (r)
F_0	.48	.39	.28	.33
F_0 -SD	.33	.24	-.14	.05
D_f	.04	.02	.23	.20
P_f	-.27	-.21	-.37	-.48

Note: Pearson r .

related to cooperativeness for both male and female voices; when male voices were rated by other men, the correlation approached significance, $r(16) = .48$, $p = .059$. P_f was negatively related to cooperativeness ratings for both male and female voices; when female voices were rated by other women, this negative correlation also approached significance, $r = -.48$, $p = .059$ (see Figure 1).

Male voice F_0 was significantly positively correlated with F_0 -SD, $r(16) = .77$, $p < .001$, and F_0 -SD was significantly negatively correlated with D_f , $r(16) = -.54$, $p = .03$. No other measurements for male voices were intercorrelated, all $r < .15$, all $p > .57$. Female voice F_0 was significantly negatively correlated with P_f , $r(16) = -.70$, $p = .003$, and F_0 -SD was significantly negatively

correlated with D_f , $r(16) = -.50$, $p = .05$. No other measurements for female voices were intercorrelated, all $r < .29$, all $p > .28$.

A 2×2 ANOVA (sex of voice; high/low F_0 ; sex of listener as a between-subjects factor) revealed a significant main effect of F_0 only, $F(1, 77) = 34.36$, $p < .001$, with high-pitched voices being found more cooperative than low-pitched voices, in both male and female stimuli, when rated by both male and female listeners (see Table 3). There was also a significant interaction between speaker sex and F_0 , $F(1, 77) = 6.33$, $p = .01$. No other significant effects or interactions were observed (all $F < 3.19$, all $p > .08$). Repeating the analysis separately for male and female voices revealed that the main effect of F_0 on cooperativeness ratings was stronger for female voices,

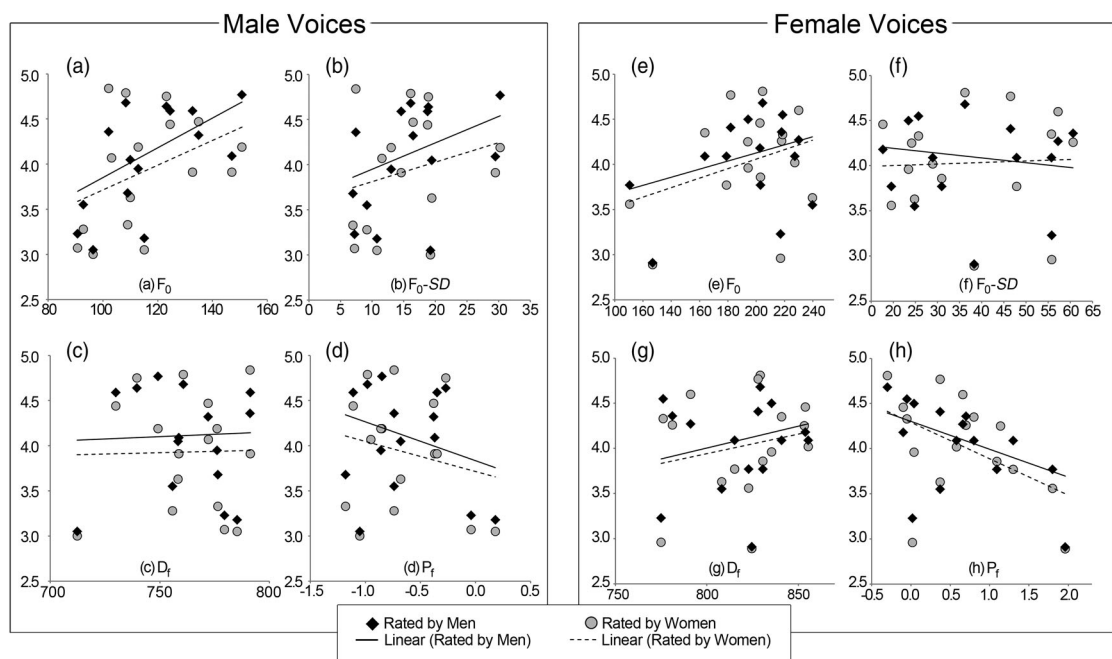


Figure 1. Scatterplots of cooperativeness ratings and measurements of voice F_0 (a, e), F_0-SD (b, f), D_f (c, g), and P_f (d, h). Separate fit lines are provided for male listeners (solid line) and female listeners (dotted line).

$F(1, 77) = 38.16$, $p < .001$, than for male voices, $F(1, 77) = 5.41$, $p = .02$ (see Figure 2a).

For the measure F_0-SD , the 2×2 ANOVA (sex of voice; high/low F_0-SD ; sex of listener as a between-subjects factor), a significant main effect of F_0-SD was revealed, $F(1, 77) = 48.00$, $p < .001$, indicating that a high F_0-SD was found more cooperative than low F_0-SD in both male and female voices. Similarly, a 2×2 ANOVA for D_f (sex of voice; high/low D_f ; sex of listener as a between-subjects factor) revealed a significant main effect of D_f , $F(1, 77) = 34.85$, $p < .001$, with low D_f being found more cooperative in voices of both men and women. The 2×2 ANOVA for P_f (sex of voice; high/low P_f ; sex of listener as a between-subjects factor) returned no significant main effect of P_f , $F(1, 77) = 0.03$, $p = .87$. A significant interaction between P_f and sex of listener was observed, $F(1, 77) = 12.23$, $p < .001$, as well as a three-way interaction between P_f , sex of listener, and sex of voice, $F(1, 77) = 5.25$, $p = .03$. Analysing male and female stimuli separately revealed a main effect for female voices, F

(1,77) = 5.40, $p = .02$, such that voices with a higher P_f received higher ratings of cooperativeness; however, among male voices, those with a lower P_f were rated as more cooperative. Furthermore, post-hoc t-tests show that while male listeners respond to P_f when making cooperativeness judgements of both men and women [male voices: $t(21) = -2.04$, $p = .05$; female voices: $t(21) = 2.21$, $p = .04$], female listeners are less affected by this metric [male voices: $t(56) = -0.95$, $p = .35$; female voices: $t(56) = 0.63$, $p = .53$].

Mixed effects models

We performed additional analyses of what vocal traits influence ratings of cooperativeness using linear mixed effects models. Random effects in all of the models were the listener and voice stimulus. For male listeners of male stimuli, our model was significant, $\chi^2(4) = 16.38$, $p = .003$. There were significant fixed effects of F_0 , $F = 8.29$, $p = .004$, and listener dominance, $F = 11.08$, $p < .001$, on voice cooperativeness ratings. There was also a significant interaction

Table 3. *Categorical measurements and mean ratings in Experiment 1*

Category	Voices	Range	Mean	SD	Cooperativeness rating			
					Female listeners		Male listeners	
					Mean	SD	Mean	SD
High F_0	Male	112.9–150.7 Hz	130.1	13.8	4.23	0.68	4.15	0.65
Low F_0	Male	90.8–110.0 Hz	101.6	7.51	3.84	0.73	4.06	0.62
High F_0	Female	203.1–239.7 Hz	219.8	12.4	4.38	0.66	4.38	0.68
Low F_0	Female	110.5–202.6 Hz	169.1	33.6	3.67	0.72	3.89	0.97
High F_0 –SD	Male	16.1–30.3 Hz	21.1	5.6	4.37	0.70	4.33	0.69
Low F_0 –SD	Male	6.9–14.6 Hz	10.1	2.9	3.69	0.85	3.87	0.71
High F_0 –SD	Female	36.2–60.6 Hz	49.8	9.1	4.14	0.79	4.30	0.91
Low F_0 –SD	Female	17.6–30.9 Hz	24.4	4.4	3.73	0.71	3.93	0.80
High D_f	Male	772–791 Hz	780	7.8	3.73	0.78	3.87	0.71
Low D_f	Male	712–761 Hz	746	17.2	4.33	0.70	4.33	0.72
High D_f	Female	828–855 Hz	841	11.8	3.78	0.70	4.01	0.89
Low D_f	Female	775–825 Hz	799	20.1	4.09	0.65	4.22	0.67
High P_f	Male	–0.74–0.18	–0.33	0.30	3.98	0.70	3.92	0.70
Low P_f	Male	–1.18––0.74	–0.97	0.15	4.08	0.54	4.28	0.70
High P_f	Female	0.66–1.96	1.18	0.49	3.96	0.67	4.29	0.84
Low P_f	Female	–0.30–0.58	0.12	0.29	3.91	0.66	3.94	0.85

Note: Voices were categorized by high or low F_0 , F_0 –SD, D_f and P_f for ANOVA analyses.

between F_0 and listener dominance, $F = 9.41$, $p = .002$, and a near-significant effect of D_f , $F = 4.01$, $p = .07$. The model shows that men with higher voice pitch and low formant dispersion were rated by other men as more cooperative, and that male listeners who were low in dominance gave higher cooperativeness ratings than did high-dominance listeners. The interaction between F_0 and dominance suggests that high-dominance men found high F_0 to be cooperative, while low-dominance men favoured voices that were low in F_0 .

Our model for female listeners was also significant, $\chi^2(6) = 32.39$, $p < .001$. Women rated male stimuli as cooperative based on three fixed factors. F_0 was positively associated with cooperativeness, $F = 15.10$, $p < .001$. A high F_0 –SD was also associated with cooperativeness ratings, $F = 5.41$, $p = .04$. There was also a significant effect of women's age on cooperativeness ratings, such that older women gave higher cooperativeness ratings, $F = 17.42$, $p < .001$. We also observed a significant interaction between listener age and speaker F_0 , $F = 13.81$, $p < .001$, indicating that older women

found low-pitched voices cooperative, while younger women found high-pitched voices cooperative. A non-significant interaction between speaker F_0 and F_0 –SD, $F = 3.61$, $p = .08$, was also present. Although not a significant factor within the model, the inclusion of this interaction term significantly improved the overall model, $\chi^2(1) = 4.15$, $p = .04$. The direction of the interaction indicates that a high pitch variation positively influenced cooperativeness ratings, particularly when voices were low in pitch; the positive effect of pitch variation was less pronounced for voices that were high in F_0 . Voices with a low pitch and also a low pitch variation were found the least cooperative, while voices with a low pitch and high pitch variation were found the most cooperative.

For male listeners of female stimuli, there was a significant fixed effect listener dominance on cooperativeness ratings, $F = 8.82$, $p = .003$, and a non-significant main effect of F_0 , $F = 3.01$, $p = .08$, indicating that men who were high in dominance found women to be less cooperative than did low-dominance men, and high F_0 was

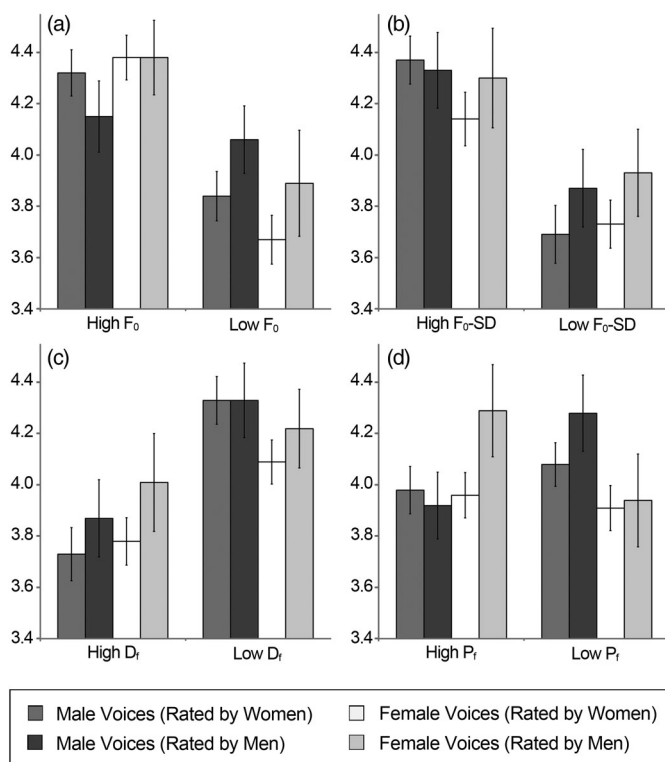


Figure 2. Cooperativeness ratings (Experiment 1) by high/low F_0 (a), F_0 -SD (b), D_f (c), and P_f (d). Error bars represent the standard error of the mean.

generally found more cooperative than low F_0 . As with men listening to male voices, a similar significant interaction between dominance and F_0 was found, $F = 5.00$, $p = .03$. This interaction suggests that high-dominance men found high-pitched female voices to be more cooperative, and low-dominance men favoured lower-pitched female voices. Our overall model was significant, $\chi^2(3) = 13.67$, $p = .003$.

For women listening to the voices of other women, we found a significant model with two fixed effects, $\chi^2(2) = 9.46$, $p = .009$, indicating that higher cooperativeness ratings were predicted by both a high F_0 , $F = 5.05$, $p = .04$, and a high F_0 -SD, $F = 4.35$, $p = .057$. While the significance value for F_0 -SD approached significance within the model, the inclusion of the term did significantly improve the overall model, $\chi^2(1) = 4.57$, $p = .03$. In these four models presented, the

addition of further factors, including vocal measurements and listener age and dominance, and interactions between these, did not significantly improve the models beyond the results presented.

Individual differences

Among female listeners, age was positively correlated with cooperativeness ratings of male voices, such that older listeners gave higher cooperativeness scores to men, $r(57) = .327$, $p = .013$, but not to women, $r(57) = .185$, $p = .17$. Age was unrelated to cooperativeness ratings among male listeners when rating men, $r(22) = .271$, $p = .22$, and when rating women, $r(22) = .240$, $p = .28$.

Among male listeners, scores on the dominance questionnaire were negatively correlated with mean cooperativeness ratings, such that low dominance was related to higher ratings of cooperativeness in

others, $r(22) = -0.47$, $p = .026$. This was mainly true for voices of women, $r(22) = -.506$, $p = .016$, though a similar directionality was present for male voices as well, $r(22) = -.346$, $p = .115$. Dominance scores for female listeners were not related to mean cooperativeness ratings in voices of either sex [male $r(57) = .097$, $p = .47$; female $r(22) = .085$, $p = .53$].

EXPERIMENT 2

The results from Experiment 1 indicated that F_0 and $F_0 - SD$ were strongly linked to cooperativeness judgements. F_0 has been manipulated in numerous experiments by other researchers examining subjective traits such as attractiveness, dominance, and trustworthiness (e.g. Feinberg, Jones, Little, et al., 2005; Puts et al., 2007; Tigue et al., 2012). Thus, we further examine the relationship between F_0 and cooperation by repeating Experiment 1 using a stimulus set consisting of voices with manipulated F_0 .

Method

Stimuli

Eight male voices (ages 19–30 years, $M = 21.0$ years, $SD = 3.74$) and 8 female voices (ages 18–23 years, $M = 19.6$ years, $SD = 1.92$) were randomly selected from the stimuli used in Experiment 1. Pitch manipulations were made using Praat v.5.3.56 (Boersma & Weenink, 2013). Using Praat's pitch-synchronous overlap add (PSOLA) method, each voice was manipulated in Hz by ± 0.5 equivalent rectangular bandwidths (ERBs), which is perceptually equivalent to a manipulation of ± 20 Hz (Traunmüller & Traunmüller, 1990). This created a raised and lowered version of each voice, resulting in a total of 16 male and 16 female voices. The PSOLA method alters the pitch of the voice, while leaving other aspects (e.g. formants) unchanged. Numerous other experiments have successfully used the PSOLA method in experiments examining perceived attractiveness, dominance, and trustworthiness (e.g. Feinberg et al., 2006; Jones,

Feinberg, Debruine, Little, & Vukovic, 2008; Jones et al., 2010; Klostad et al., 2012; Puts, 2005; Tigue et al., 2012; Vukovic et al., 2008), allowing this experiment to be directly comparable to a large amount of previously published literature. Amplitude was scaled to create a constant presentation volume using RMS (root-mean-squared) method.

Participants

Participants ($N = 101$) were psychology undergraduates at the University of Stirling. Females ($n = 70$) were aged 16–40 years ($M = 20.3$ years, $SD = 4.66$ years); males ($n = 31$) were aged 17–49 years ($M = 20.7$ years, $SD = 5.81$ years). All took part in the study to fulfil a course requirement.

Procedure

Apart from the stimuli, the procedure for Experiment 2 was identical to Experiment 1. Stimuli were again presented in separate blocks of male/female voices. Each block consisted of 8 voices, which had been both raised and lowered in F_0 , resulting in 16 voice stimuli per block. Within each block, the order of presentation was randomized.

Results

As in Experiment 1, we calculated each participant's mean cooperativeness rating given to all stimuli, and also calculated separate mean ratings of male and female voices. Additionally, we calculated each participant's mean rating of high- F_0 and low- F_0 voices for both male and female voices separately.

Listeners rated both male and female voices that had been raised in pitch as significantly more cooperative than voices that had been lowered [male voices: raised $M = 4.26$, $SD = 0.64$, lowered $M = 3.97$, $SD = 0.70$, $t(100) = 4.71$, $p < .001$, 95% CI[0.17, 0.42]; female voices: raised $M = 4.22$, $SD = 0.71$, lowered $M = 3.96$, $SD = 0.70$, $t(100) = 4.36$, $p < .001$, 95% CI[0.14, 0.37]] (see Figure 3). A 2×2 ANOVA (pitch, sex of voice, sex of rater as a between-subjects factor) revealed a significant main effect of F_0 on cooperativeness

ratings, $F(1,99) = 38.07$, $p < .001$. No other significant main effects or interactions were observed (all other $F \leq 2.66$, all other $p \geq .11$).

Age was positively correlated with cooperativeness ratings for female raters, $r(70) = .26$, $p = .028$. When further examined by sex of speaker, the correlation remained for male voices, $r(70) = .27$, $p = .023$, but not for female voices, $r(70) = .20$, $p = .104$, though the directionality of the effect is the same. There was no significant correlation found between age and cooperativeness ratings by male listeners, $r(31) = -.18$, $p = .33$. No significant correlations between dominance scores and cooperativeness ratings were found among male listeners [rating women: $r(31) = -.08$, $p = .66$; rating men: $r(31) = .03$, $p = .86$].

Using ANCOVA, we investigated whether self-measures of dominance were related to listeners' sensitivity to masculinity cues when judging the prosociality of others (within-subjects factor: mean cooperativeness rating [masculinized, feminized]; between-subjects factor: sex of listener;

covariates: age, dominance score). No significant effect of listener dominance was found for men listening to voices of other men, $F(1, 67) = 0.17$, $p = .68$, suggesting that listeners' own dominance did not affect men's sensitivity to dominance cues of other men while assessing cooperativeness. We did observe a non-significant interaction between listener age and masculinity cues, $F(1, 67) = 3.46$, $p = .074$, which suggests that older men may have been more sensitive to dominance cues than were younger men, and rated masculinized voices as less cooperative than did younger men. There was no effect of age or dominance on men's sensitivity to cues of female masculinity (all $F < 1.30$, all $p > .26$). We also found no significant effects of age or dominance on women's sensitivity to masculinity cues when assessing the cooperativeness of other women (all $F < 2.69$, all $p > .11$), or of other men (all $F < 0.92$, all $p > .34$).

While we found no relationship between dominance scores and cooperativeness judgements among female listeners in Experiment 1, we did observe a significant negative correlation in Experiment 2, irrespective of F_0 manipulation. Here, dominance was negatively correlated with cooperativeness ratings of women rating female voices, $r(70) = -.26$, $p = .03$, but not when women rated male voices, $r(70) = -.08$, $p = .52$.

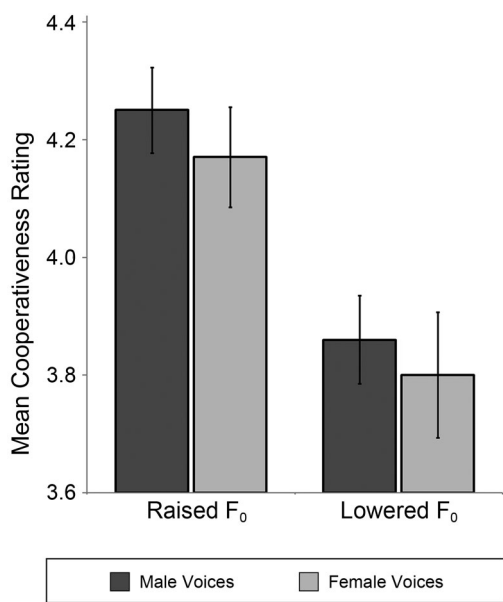


Figure 3. Cooperativeness ratings by pitch condition (Experiment 2). Error bars represent the standard error of the mean.

GENERAL DISCUSSION

Results from Experiment 1 indicated that feminine pitch traits (high F_0 and high F_0 -SD) and masculine formant traits (low D_f and P_f) were considered more cooperative-sounding in male voices than those with masculine pitch traits and feminine formant traits. In female voices, feminine pitch traits (high F_0 and high F_0 -SD) were also considered more cooperative than masculine pitch traits. A masculine D_f was also considered more cooperative than a feminine D_f , while femininity in P_f was found more cooperative for female speakers.

Experiment 2 confirmed our findings from Experiment 1 regarding a positive association between F_0 and cooperativeness ratings, with

feminized voice pitch being found more cooperative in the voices of both men and women. Individual differences of the listeners also influenced cooperativeness ratings. Among female listeners, age was positively correlated with cooperativeness ratings given to other women in both Experiment 1 and Experiment 2. In Experiment 1 only, dominance in male listeners was negatively correlated with cooperativeness ratings given to women, and men who were low in dominance found male voices with masculine F_0 cooperative, while high-dominance men found feminine F_0 cooperative.

What makes a voice sound cooperative?

Both Experiment 1 and Experiment 2 illustrate that a high F_0 is associated with perceptions of cooperativeness. Male listeners also displayed a tendency to rate voices with a high F_0 -SD as more cooperative than voices with a low F_0 -SD. Additionally, voices with low formant measures were rated as more cooperative than voices with high formant measures (both D_f and P_f for men, and D_f for women); however, our mixed model analyses confirmed this relationship between a low D_f and increased ratings of cooperativeness for men listening to other men's voices only. It is important to note that while D_f is a measure of the spacing between the formants, P_f is a measurement of the mean frequency of the formants. So, while cooperative male voices had little space between the formants (a low D_f), those formants also have a low mean measured value (a low P_f), according to our ANOVA results. For women's voices, a low D_f was considered cooperative, as well as voices with a high mean measured formant value (a high P_f).

Feminine pitch and pitch variation, combined with masculine formants, appear generally to be vocal traits that influence perceptions of cooperativeness. Our results regarding the relationship between high pitch traits (F_0 and F_0 -SD) and ratings of cooperativeness were the most clear, and our mixed models also support the relationship between masculine D_f and ratings of cooperativeness. While our results concerning P_f were not

conclusive based on the mixed effects model presented in Experiment 1, the relationships we uncovered using the median-split technique are intriguing, especially considering the differing directionality for male and female voices, and this is worth examining further. Future research may wish to examine more thoroughly the relative importance of pitch and formant traits.

Pitch and pitch variation

High voice F_0 positively influenced perceptions of a speaker's cooperativeness in voices of both sexes, in both a naturalistic (Experiment 1) and a manipulated sample (Experiment 2). In both studies, a higher voice pitch elicited increased ratings of cooperativeness in male and female voices. Low F_0 is associated with masculinity (Feinberg, 2008; Feinberg, DeBruine, Jones, & Little, 2008; Pisanski, Mishra, & Rendall, 2012; Pisanski & Rendall, 2011; Puts et al., 2012) and is related to high testosterone levels among men (Dabbs & Mallinger, 1999). Given that men with high testosterone are prone to numerous antisocial and risk-taking behaviours (Apicella et al., 2008; Archer, Biring, & Wu, 1998; Booth & Osgood, 1993; Coates & Herbert, 2008; Dabbs & Morris, 1990; Mazur & Booth, 1998; O'Connor, Archer, & Wu, 2004; Rowe, Maughan, Worthman, Costello, & Angold, 2004; Stanton et al., 2011; Studer, Aylwin, & Reddon, 2005), the perception of masculinity may suggest a general air of uncooperativeness or lack of prosociality. This finding underscores the importance of F_0 as a male intrasexual signal, with low F_0 indicating physical dominance (Hodges-Simeon et al., 2010; Vukovic et al., 2011; Wolff & Puts, 2010). Given that physically dominant persons may use their physical strength to get what they want, and less dominant individuals may be less likely to physically challenge others, persons with lower perceived masculinity and dominance may be considered desirable as potential cooperators. Additionally, vocal femininity may be associated with a certain degree of compliance, which may also be captured by the construct of "cooperativeness".

Voices with high F_0 -SD (i.e. more dynamic, less monotone voices) were rated as more cooperative than voices with low F_0 -SD. While some of the apparent effect of F_0 -SD in our ANOVA results may be attributed to its correlations with other measured traits, our mixed model analyses present a more fine-tuned picture of how this trait stands alone as a main effect, particularly for female listeners, for whom F_0 -SD was positively related to cooperativeness ratings of both male and female voices. Hodges-Simeon et al. (2010) found that low F_0 -SD predicted higher ratings of physical dominance, which may be an undesirable trait in potential cooperators. F_0 -SD is sexually-dimorphic, with high F_0 -SD being a feminine trait. This trait in men, then, may sound friendlier and less dominant than monotone voices. The fact that we also found high F_0 -SD to be associated with cooperativeness in female voices (for female listeners only) lends further credence to F_0 -SD's inverse relationship with perceived dominance in voices of both sexes. Our results support the suggestion that variation in F_0 may serve to elicit and maintain positive emotional states in the listener (Traunmüller, Eriksson, & Traunmüller, 1995). Hodges-Simeon et al. (2010) liken F_0 variation to a "smile", positing high F_0 -SD as a submissive social gesture. Our data support such an association.

We also found an interaction between pitch and pitch variation in male voices, when judged by female listeners. Men's voices with a high pitch variation were considered more cooperative generally, but also influenced cooperativeness ratings to a greater degree when the voices were also low in F_0 . The positive effect of pitch variation on cooperativeness ratings was less extreme for voices that had a high F_0 , suggesting that negative perceptions of a low F_0 may be ameliorated if the speaker also has a high pitch variation.

Formants

Low D_f is generally considered a masculine trait (Feinberg, Jones, Little, et al., 2005; Wolff & Puts, 2010) and is associated with a larger body size (Feinberg, Jones, Little, et al., 2005) due to

the allometric relationship between body height and vocal tract length (Evans, Neave, & Wakelin, 2006; Fitch, 1997). While we may not expect a masculine trait to be associated with cooperativeness, it has previously been suggested that formants have a greater effect on dominance judgements than on judgements of masculinity (Hodges-Simeon et al., 2010; Pisanski & Rendall, 2011), suggesting a link between the formants and perceptions of social traits. If the formants are a somewhat reliable indicator of speaker size or height, listeners may find taller individuals to be more cooperative, possibly because height could confer prestige. While voices with low D_f are considered dominant, Puts et al. (2007) suggest that this could also be related to social dominance or prestige. This generalized association between low D_f and cooperativeness may be linked to the social benefits of height. Taller individuals have greater social status (Cavelaars et al., 2000; Power, Manor, & Li, 2002), higher levels of education (Power et al., 2002; Silventoinen, Lahelma, & Rahkonen, 1999), and greater earnings than shorter individuals (Judge & Cable, 2004; Loh, 1993), which may make them more favourable as potential cooperators. It could be that listeners are attuned to cues of social status, while male listeners are more attuned to specific cues of physical dominance. Indeed, while both male and female listeners seem to be influenced by D_f , male listeners alone seem to be influenced by P_f . Although this relationship was not confirmed in our mixed model results, the relationship is nonetheless an intriguing one. P_f is associated with masculinity and dominance (Puts et al., 2012) and was sexually dimorphic in our data. It is also negatively related to height, weight, arm strength, and physical aggression, suggesting that this trait may be generally indicative of threat potential (Puts et al., 2012). Why a trait thus linked to threat potential would be positively associated with cooperativeness is unclear, though it may be that male listeners also associate this trait with social dominance, while female listeners may not respond to the trait in purely social terms.

Further research may give more attention to the inter-relationships between dominance, prestige,

and prosociality. The median split used in Experiment 1 to divide our stimuli into groups based on high and low measures of vocal traits does unfortunately contribute to some loss in variation among these traits and is dependent upon the voices in our particular stimulus set. The nature of the data required that differing median splits be made for each of the four measured vocal traits, such that different vocal stimuli fell on either side of this split dependent upon the trait under analysis. This calls attention to the variability and complexity of vocal characteristics and serves as testament to their respective importance when examining perceptions based on these traits.

Individual differences

While we found no effects of listener age or self-measures of dominance to be associated with sensitivity to dominant vocal cues in Experiment 2, we did observe generalized effects of age and dominance on mean ratings of cooperativeness given across both studies. Women's age was positively correlated with cooperativeness ratings of male voices in both Experiment 1 and Experiment 2, and our mixed models in Experiment 1 confirm that older women tended to give higher cooperativeness ratings to men's voices than did younger women. We also found that women's age was associated with their sensitivity to F_0 as a cue to cooperativeness in male voices, such that older women found low-pitched voices cooperative, while younger women tended to favour higher-pitched male voices. Age can be judged by listening to vocal stimuli with reasonable accuracy (Mulac & Giles, 1996; Ramig, Scherer, & Titze, 1984), and older women generally prefer older men as potential mates (Buss, 1989; Buss & Schmitt, 1993; Mathes, Brennan, Haugen, & Rice, 1985). With age, women may become more confident and socially able and may, thus, find young men less intimidating (the mean ages of stimulus donors in Experiment 1 and Experiment 2 were 20.4 years and 21.0 years, respectively, while the age range of female listeners was 18–35 years and 16–40 years, respectively). Women's ratings of young

female voices did not produce the same pattern of results, which seem to be unaffected by the age of the listener. There was no effect of age among male listeners in either Experiment 1 or Experiment 2.

Self-rated dominance appeared to play a role in how male listeners attribute vocal cooperativeness. Low-dominance men gave higher mean cooperativeness ratings to male and female voices than high-dominance men in Experiment 1. The dominance of the listener also interacted with men's sensitivity to F_0 as a cue to cooperativeness. Low-dominance men found low-pitched male and female voices more cooperative, and high-dominance men tended to favour high-pitched male and female voices. It may be that dominant men feel more socially favourable towards voices that exhibit signs of a small physical stature and low masculinity, as these voices may not pose any threats to the listener's own perceived dominance status.

While this result was not replicated in Experiment 2, we found a similar effect of dominance on women's cooperativeness ratings of female voices (which we did not find in Experiment 1). Like men rating other men in Experiment 1, high dominance in women was associated with lower overall cooperativeness ratings given to the voices of other women. Watkins, Jones, et al. (2010) demonstrated that dominance (measured as a personality characteristic) influences the way men perceived dominance in other men, and it may also affect the way listeners perceive other social traits, such as cooperativeness. Dominant personality traits may "interfere" with the way both men and women perceive cooperativeness, such that those who are dominant may tend to view same-sex individuals as uncooperative and favour low masculinity in a cooperative partner, possibly due to an enhanced sense of intra-sexual competition among high-dominance individuals. Additionally, low-dominance individuals may have a generally more positive view of others, as they are less likely to engage in aggressive and antisocial behaviour (Ehrenkranz, Bliss, & Sheard, 1974; Rowe et al., 2004).

Conclusion

While we expected vocal qualities indicating smaller, shorter feminine individuals to be found more cooperative than those indicating larger, taller, more masculine individuals, our results here were mixed. Feminine F_0 and F_0 -SD positively influenced cooperativeness ratings. F_0 's link to perceptions of speaker masculinity is reflected here—high-pitched and dynamic voices sounded more cooperative than low-pitched and monotone voices. Formants also appeared to play a role in cooperativeness judgements, with more masculine formant measures (D_f and P_f) being found more cooperative than feminine formants in male voices. These seemingly dichotomous results further illustrate the relative importance of F_0 and the formants on person perception and the perception of social traits.

Self-rated dominance had some effect on how male and female listeners perceived vocal cooperativeness. We also found that high-dominance men seemed to be more sensitive to F_0 , as they found high-pitched voices of male and female speakers as cooperative, while low-dominance men found low-pitched voices to be more cooperative. However, the results regarding the negative link between dominance and the attribution of prosociality in others that we found in Experiment 1 were not replicated in Experiment 2. We also found that older women tended to rate low-pitched male voices as cooperative, while younger women favoured higher-pitched male voices, perhaps because masculine voices may sound intimidating to younger women. Further experiments may usefully examine the individual differences of listeners and how these affect their perceptions of social traits.

In summary, our results demonstrated that different vocal traits can work in synchrony to create complex interpersonal judgements. While we found that pitch alone was a consistent factor influencing listeners' cooperativeness ratings of both male and female voices, we also found that pitch variation and formants also play an important role in the perception of cooperativeness.

ORCID

Kristen K. Knowles  <http://orcid.org/0000-0002-0807-3904>

Anthony C. Little  <http://orcid.org/0000-0001-9100-1903>

REFERENCES

- Apicella, C. L., Dreber, A., Campbell, B., Gray, P. B., Hoffman, M., & Little, A. C. (2008). Testosterone and financial risk preferences. *Evolution and Human Behavior*, 29(6), 384–390. doi:10.1016/j.evolhumbehav.2008.07.001
- Apple, W., Streeter, L. A., & Krauss, R. M. (1979). Effects of pitch and speech rate on personal attributions. *Journal of Personality and Social Psychology*, 37(5), 715–727. doi:10.1037//0022-3514.37.5.715
- Archer, J., Birring, S. S., & Wu, F. C. W. (1998). The association between testosterone and aggression among young men: Empirical findings and a meta-analysis. *Aggressive Behavior*, 24, 411–420. doi:10.1002/(SICI)1098-2337(1998)24:6<411::AID-AB2>3.0.CO;2-9
- Audacity Team (2012). *Audacity(R) Version 2.0.2.*, Audacity Team. Retrieved from <http://audacityteam.org>
- Banse, R., & Scherer, K. R. (1996). Acoustic profiles in vocal emotion expression. *Journal of Personality and Social Psychology*, 70(3), 614–636. doi:10.1037/0022-3514.70.3.614
- Boersma, P., & Weenink, D. (2013). Praat: doing phonetics by computer [Software].
- Booth, A., & Osgood, D. W. (1993). The influence of testosterone on deviance in adulthood: Assessing and explaining the relationship. *Criminology*, 31(1), 93–117. doi:10.1111/j.1745-9125.1993.tb01123.x
- Buss, D. M. (1989). Sex differences in human mate preferences: Evolutionary hypotheses tested in 37 cultures. *Behavioral and Brain Sciences*, 12, 1–49. doi:10.1017/S0140525X00023992
- Buss, D. M., & Schmitt, D. P. (1993). Sexual strategies theory: An evolutionary perspective on human mating. *Psychological Review*, 100(2), 204–232. doi:10.1037//0033-295X.100.2.204
- Cavelaars, A. E., Kunst, A. E., Geurts, J. J., Crialesi, R., Grötvedt, L., Helmert, U., ... Mackenbach, J. P.

- (2000). Persistent variations in average height between countries and between socio-economic groups: An overview of 10 European countries. *Annals of Human Biology*, 27(4), 407–421. doi:10.1080/03014460050044883
- Charous, S. J., Kempster, G., Manders, E., & Ristanovic, R. (2001). The effect of vagal nerve stimulation on voice. *The Laryngoscope*, 111(11 Pt 1), 2028–2031. doi:10.1097/00005537-200111000-00030
- Coates, J. M., & Herbert, J. (2008). Endogenous steroids and financial risk taking on a London trading floor. *Proceedings of the National Academy of Sciences of the United States of America*, 105(16), 6167–6172. doi:10.1073/pnas.0704025105
- Cowan, M. L., & Little, A. C. (2013). The effects of relationship context and modality on ratings of funniness. *Personality and Individual Differences*, 54(4), 496–500. doi:10.1016/j.paid.2012.10.020
- Dabbs, J. M., & Mallinger, A. (1999). High testosterone levels predict low voice pitch among men. *Personality and Individual Differences*, 27, 801–804. doi:10.1016/S0191-8869(98)00272-4
- Dabbs, J. M., & Morris, R. (1990). Testosterone, social class, and antisocial behavior in a sample of 4,462 men. *Psychological Science*, 1(3), 209–211. doi:10.1111/j.1467-9280.1990.tb00200.x
- Eagly, A. H., Ashmore, R. D., Makhijani, M. G., & Longo, L. C. (1991). What is beautiful is good, but ... : A meta-analytic review of research on the physical attractiveness stereotype. *Psychological Bulletin*, 110(1), 109–128. doi:10.1037//0033-2909.110.1.109
- Ehrenkranz, J., Bliss, E., & Sheard, M. H. (1974). Plasma testosterone: Correlation with aggressive behavior and social dominance in man. *Psychosomatic Medicine*, 36(6), 469–475. doi:10.1097/00006842-197411000-00002
- Evans, S., Neave, N., & Wakelin, D. (2006). Relationships between vocal characteristics and body size and shape in human males: An evolutionary explanation for a deep male voice. *Biological Psychology*, 72(2), 160–163. doi:10.1016/j.biopsycho.2005.09.003
- Feinberg, D. R. (2008). Are human faces and voices ornaments signaling common underlying cues to mate value? *Evolutionary Anthropology: Issues, News, and Reviews*, 17(2), 112–118. doi:10.1002/evan.20166
- Feinberg, D. R., DeBruine, L. M., Jones, B. C., & Little, A. C. (2008). Correlated preferences for men's facial and vocal masculinity. *Evolution and Human Behavior*, 29(4), 233–241. doi:10.1016/j.evolhumbehav.2007.12.008
- Feinberg, D. R., DeBruine, L. M., Jones, B. C., & Perrett, D. I. (2008). The role of femininity and averageness of voice pitch in aesthetic judgments of women's voices. *Perception*, 37(4), 615–623. doi:10.1068/p5514
- Feinberg, D. R., Jones, B. C., DeBruine, L., Moore, F. R., Law Smith, M. J., Cornwell, R. E., ... Perrett, D. I. (2005). The voice and face of woman: One ornament that signals quality? *Evolution and Human Behavior*, 26(5), 398–408. doi:10.1016/j.evolhumbehav.2005.04.001
- Feinberg, D. R., Jones, B. C., Law Smith, M. J., Moore, F. R., DeBruine, L. M., Cornwell, R. E., ... Perrett, D. I. (2006). Menstrual cycle, trait estrogen level, and masculinity preferences in the human voice. *Hormones and Behavior*, 49(2), 215–222. doi:10.1016/j.yhbeh.2005.07.004
- Feinberg, D. R., Jones, B. C., Little, A. C., Burt, D. M., & Perrett, D. I. (2005). Manipulations of fundamental and formant frequencies influence the attractiveness of human male voices. *Animal Behaviour*, 69, 561–568. doi:10.1016/j.anbehav.2004.06.012
- Fitch, W. T. (1997). Vocal tract length and formant frequency dispersion correlate with body size in rhesus macaques. *The Journal of the Acoustical Society of America*, 102(2 Pt 1), 1213–1222. doi:10.1121/1.421048
- Goedeking, P. (1988). Vocal play behaviour in cotton-top tamarins. In D. Todt, P. Goedeking, & D. Symmes (Eds.), *Primate vocal communication* (pp. 133–144). Berlin: Springer.
- Goldberg, L. R. (1999). A broad-bandwidth, public-domain, personality inventory measuring the lower-level facets of several Five-Factor models. In I. Mervielde, I. Deary, F. De Fruyt, & F. Ostendorf (Eds.), *Personality psychology in Europe* (Vol. 7, pp. 7–28). Tilburg, The Netherlands: Tilburg University Press.
- Havlicek, J., Roberts, S. C., & Flegr, J. (2005). Women's preference for dominant male odour: Effects of menstrual cycle and relationship status. *Biology Letters*, 1(3), 256–259. doi:10.1098/rsbl.2005.0332
- Hodges-Simeon, C. R., Gaulin, S. J. C., & Puts, D. A. (2010). Different vocal parameters predict perceptions of dominance and attractiveness. *Human Nature*, 21(4), 406–427. doi:10.1007/s12110-010-9101-5

- Hodges-Simeon, C. R., Gaulin, S. J. C., & Puts, D. A. (2011). Voice correlates of mating success in men: examining “contests” versus “mate choice” modes of sexual selection. *Archives of Sexual Behavior*, *40*(3), 551–557. doi:10.1007/s10508-010-9625-0
- Jones, B. C., Feinberg, D. R., DeBruine, L. M., Little, A. C., & Vukovic, J. (2008). Integrating cues of social interest and voice pitch in men’s preferences for women’s voices. *Biology Letters*, *4*(2), 192–194. doi:10.1098/rsbl.2007.0626
- Jones, B. C., Feinberg, D. R., DeBruine, L. M., Little, A. C., & Vukovic, J. (2010). A domain-specific opposite-sex bias in human preferences for manipulated voice pitch. *Animal Behaviour*, *79*(1), 57–62. doi:10.1016/j.anbehav.2009.10.003
- Judge, T. A., & Cable, D. M. (2004). The effect of physical height on workplace success and income: Preliminary test of a theoretical model. *The Journal of Applied Psychology*, *89*(3), 428–441. doi:10.1037/0021-9010.89.3.428
- Klofstad, C. A., Anderson, R. C., & Peters, S. (2012). Sounds like a winner: Voice pitch influences perception of leadership capacity in both men and women. *Proceedings of the Royal Society B: Biological Sciences*, *279*(1738), 2698–2704. doi:10.1098/rspb.2012.0311
- Kramer, C. (1977). Perceptions of female and male speech. *Language and Speech*, *20*(2), 151–161. doi:10.1177/002383097702000207
- Kuznetsova, A., Brockhoff, P. B., & Christensen, R. H. B. (2014). lmerTest: Tests for random and fixed effects for linear mixed effect models (lmer objects of lme4 package). R package version 2.0–11.
- Linville, S. E., & Fisher, H. B. (1985). Acoustic characteristics of perceived versus actual vocal age in controlled phonation by adult females. *The Journal of the Acoustical Society of America*, *78*(1), 40–48.
- Little, A. C., Burt, D. M., Penton-Voak, I. S., & Perrett, D. I. (2001). Self-perceived attractiveness influences human female preferences for sexual dimorphism and symmetry in male faces. *Proceedings of the Royal Society B: Biological Sciences*, *268*(1462), 39–44. doi:10.1098/rspb.2000.1327
- Little, A. C., Roberts, S. C., Jones, B. C., & DeBruine, L. M. (2012). The perception of attractiveness and trustworthiness in male faces affects hypothetical voting decisions differently in wartime and peacetime scenarios. *Quarterly Journal of Experimental Psychology*, *65*(10), 2018–2032. doi:10.1080/17470218.2012.677048
- Loh, E. S. (1993). The economic effects of physical appearance. *Social Science Quarterly*, *74*(2), 420–438.
- Mathes, E. W., Brennan, S. M., Haugen, P. M., & Rice, H. B. (1985). Ratings of physical attractiveness as a function of age. *The Journal of Social Psychology*, *125*(2), 157–168. doi:10.1080/00224545.1985.9922868
- Mazur, A., & Booth, A. (1998). Testosterone and dominance in men. *Behavioral and Brain Sciences*, *21*, 353–397. doi:10.1017/S0140525X98001228
- Microsoft Inc. (2004). *Windows Movie Maker Version 2.1.4027.0*. Redmond: Microsoft Inc.
- Montepare, J. M., & Zebrowitz, L. A. (1998). Person perception comes of age: The salience and significance of age in social judgments. *Advances in Experimental Social Psychology*, *30*, 93–161. doi:10.1016/S0065-2601(08)60383-4
- Morton, E. S. (1977). On the occurrence and significance of motivation-structural rules in some bird and mammal sounds. *The American Naturalist*, *111*(981), 855–869. doi:10.1086/283219
- Mulac, A., & Giles, H. (1996). ‘You’re only as old as you sound’: Perceived vocal age and social meanings. *Health Communication*, *8*(3), 199–215. doi:10.1207/s15327027hc0803_2
- O’Connor, D. B., Archer, J., & Wu, F. C. W. (2004). Effects of testosterone on mood, aggression, and sexual behavior in young men: A double-blind, placebo-controlled, cross-over study. *The Journal of Clinical Endocrinology and Metabolism*, *89*(6), 2837–2845. doi:10.1210/jc.2003-031354
- O’Connor, J. J. M., Re, D. E., & Feinberg, D. R. (2011). Voice pitch influences perceptions of sexual infidelity. *Evolutionary Psychology*, *9*(1), 64–78.
- Ohalá, J. J. (1983). Cross-language use of pitch: An ethological view. *Phonetica*, *40*, 1–18. doi:10.1159/000261678
- Ohalá, J. J. (1984). An ethological perspective on common cross-language utilization of F_0 of voice. *Phonetica*, *41*, 1–16. doi:10.1159/000261706
- Oosterhof, N. N., & Todorov, A. (2008). The functional basis of face evaluation. *Proceedings of the National Academy of Sciences of the United States of America*, *105*(32), 11087–11092. doi:10.1073/pnas.0805664105
- Penton-Voak, I. S., & Chen, J. Y. (2004). High salivary testosterone is linked to masculine male facial appearance in humans. *Evolution and Human Behavior*, *25*(4), 229–241. doi:10.1016/j.evolhumbehav.2004.04.003
- Penton-Voak, I. S., Little, A. C., Jones, B. C., Burt, D. M., Tiddeman, B. P., & Perrett, D. I. (2003). Female condition influences preferences for sexual dimorphism in faces of male humans (*Homo sapiens*). *Journal of Comparative Psychology*, *117*(3), 264–271. doi:10.1037/0735-7036.117.3.264

- Perrett, D. I., Lee, K. J., Penton-Voak, I. S., Rowland, D., Yoshikawa, S., Burt, D. M., ... Akamatsu, S. (1998). Effects of sexual dimorphism on facial attractiveness. *Nature*, *394*, 884–887. doi:10.1038/29772
- Pisanski, K., Mishra, S., & Rendall, D. (2012). The evolved psychology of voice: Evaluating interrelationships in listeners' assessments of the size, masculinity, and attractiveness of unseen speakers. *Evolution and Human Behavior*, *33*(5), 509–519. doi:10.1016/j.evolhumbehav.2012.01.004
- Pisanski, K., & Rendall, D. (2011). The prioritization of voice fundamental frequency or formants in listeners' assessments of speaker size, masculinity, and attractiveness. *The Journal of the Acoustical Society of America*, *129*(4), 2201–2212. doi:10.1121/1.3552866
- Power, C., Manor, O., & Li, L. (2002). Are inequalities in height underestimated by adult social position? Effects of changing social structure and height selection in a cohort study. *British Medical Journal*, *325*, 131–134. doi:10.1136/bmj.325.7356.131
- Puts, D. A. (2005). Mating context and menstrual phase affect women's preferences for male voice pitch. *Evolution and Human Behavior*, *26*(5), 388–397. doi:10.1016/j.evolhumbehav.2005.03.001
- Puts, D. A., Apicella, C. L., & Cárdenas, R. A. (2012). Masculine voices signal men's threat potential in forager and industrial societies. *Proceedings of the Royal Society B: Biological Sciences*, *279*(1728), 601–609. doi:10.1098/rspb.2011.0829
- Puts, D. A., Hodges-Simeon, C. R., Cárdenas, R. A., & Gaulin, S. J. C. (2007). Men's voices as dominance signals: Vocal fundamental and formant frequencies influence dominance attributions among men. *Evolution and Human Behavior*, *28*(5), 340–344. doi:10.1016/j.evolhumbehav.2007.05.002
- Ramig, L. A., Scherer, R. C., & Titze, I. R. (1984). Acoustic correlates of aging. *The Journal of the Acoustical Society of America*, *76*(S59). doi:10.1121/1.2021928
- R Core Team. (2014). *R: A language and environment for statistical computing*. Vienna, Austria: R Foundation for Statistical Computing.
- Rowe, R., Maughan, B., Worthman, C. M., Costello, E. J., & Angold, A. (2004). Testosterone, antisocial behavior, and social dominance in boys: Pubertal development and biosocial interaction. *Biological Psychiatry*, *55*(5), 546–552. doi:10.1016/j.biopsych.2003.10.010
- Scherer, K. R. (1974). Acoustic concomitants of emotional dimensions: Judging affect from synthesized tone sequences. In S. Weitz (Ed.), *Nonverbal communication* (pp. 105–111). New York: Oxford University Press.
- Silventoinen, K., Lahelma, E., & Rahkonen, O. (1999). Social background, adult body-height and health. *International Journal of Epidemiology*, *28*, 911–918. doi:10.1093/ije/28.5.911
- Stanton, S. J., Lienesch, S. H., & Schultheiss, O. C. (2011). Testosterone is positively associated with risk taking in the Iowa Gambling Task. *Hormones and Behavior*, *59*(2), 252–256. doi:10.1016/j.yhbeh.2010.12.003
- Studer, L. H., Aylwin, A. S., & Reddon, J. R. (2005). Testosterone, sexual offense recidivism, and treatment effect among adult male sex offenders. *Sexual Abuse*, *17*(2), 171–181. doi:10.1007/s11194-005-4603-0
- Tigue, C. C., Borak, D. J., O'Connor, J. J. M., Schandl, C., & Feinberg, D. R. (2012). Voice pitch influences voting behavior. *Evolution and Human Behavior*, *33*(3), 210–216. doi:10.1016/j.evolhumbehav.2011.09.004
- Todorov, A., Baron, S. G., & Oosterhof, N. N. (2008). Evaluating face trustworthiness: A model based approach. *Social Cognitive and Affective Neuroscience*, *3*(2), 119–127. doi:10.1093/scan/nsn009
- Todorov, A., Pakrashi, M., & Oosterhof, N. N. (2009). Evaluating faces on trustworthiness after minimal time exposure. *Social Cognition*, *27*(6), 813–833. doi:10.1521/soco.2009.27.6.813
- Todorov, A., Said, C. P., Engell, A. D., & Oosterhof, N. N. (2008). Understanding evaluation of faces on social dimensions. *Trends in Cognitive Sciences*, *12*(12), 455–460. doi:10.1016/j.tics.2008.10.001
- Trainor, L. J., Austin, C. M., & Desjardins, N. (2000). Is infant-directed speech prosody a result of the vocal expression of emotion? *Psychological Science*, *11*(3), 188–195. doi:10.1111/1467-9280.00240
- Trautmüller, H. (1990). Analytical expressions for the tonotopic sensory scale. *The Journal of the Acoustical Society of America*, *88*(1), 97–100. doi:10.1121/1.399849
- Trautmüller, H., & Eriksson, A. (1995). The perceptual evaluation of F0 excursions in speech as evidenced in liveliness estimations. *The Journal of the Acoustical Society of America*, *97*(3), 1905–1915. doi:10.1121/1.412942
- Vukovic, J., Feinberg, D. R., Jones, B. C., DeBruine, L. M., Welling, L. L. M., Little, A. C., & Smith, F. G. (2008). Self-rated attractiveness predicts individual differences in women's preferences for masculine men's voices. *Personality and Individual Differences*, *45*(6), 451–456. doi:10.1016/j.paid.2008.05.013

- Vukovic, J., Jones, B. C., Feinberg, D. R., DeBruine, L. M., Smith, F. G., Welling, L. L. M., & Little, A. C. (2011). Variation in perceptions of physical dominance and trustworthiness predicts individual differences in the effect of relationship context on women's preferences for masculine pitch in men's voices. *British Journal of Psychology*, *102*(1), 37–48. doi:10.1348/000712610X498750
- Watkins, C. D., Fraccaro, P. J., Smith, F. G., Vukovic, J., Feinberg, D. R., DeBruine, L. M., & Jones, B. C. (2010). Taller men are less sensitive to cues of dominance in other men. *Behavioral Ecology*, *21*(5), 943–947. doi:10.1093/beheco/arq091
- Watkins, C. D., Jones, B. C., & DeBruine, L. M. (2010). Individual differences in dominance perception: Dominant men are less sensitive to facial cues of male dominance. *Personality and Individual Differences*, *49*(8), 967–971. doi:10.1016/j.paid.2010.08.006
- Wolff, S. E., & Puts, D. A. (2010). Vocal masculinity is a robust dominance signal in men. *Behavioral Ecology and Sociobiology*, *64*(10), 1673–1683. doi:10.1007/s00265-010-0981-5
- Zuckerman, M., Miyake, K., & Elkin, C. S. (1995). Effects of attractiveness and maturity of face and voice on interpersonal impressions. *Journal of Research in Personality*, *29*, 253–272. doi:10.1006/jrpe.1995.1015